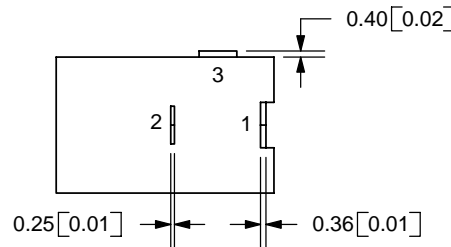
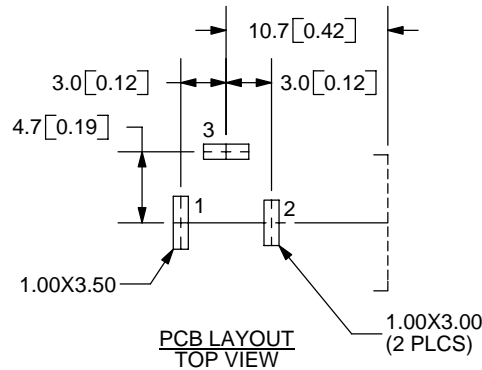
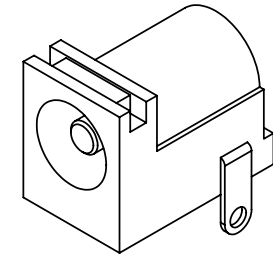
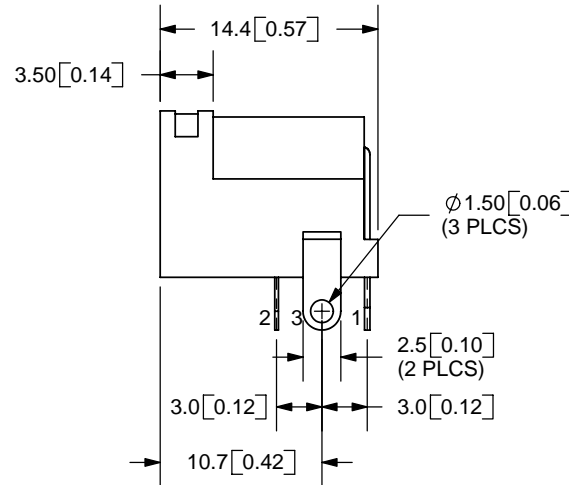
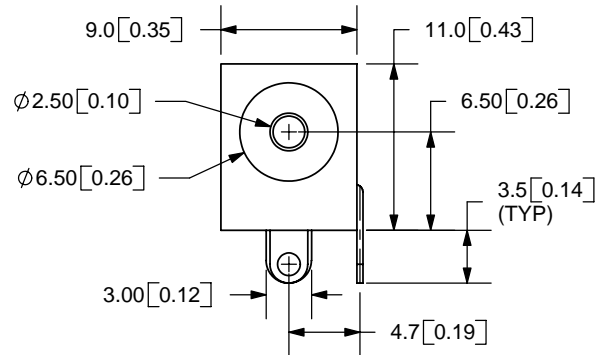


REV.	DESCRIPTION	DATE
A	NEW DRAWING	4/17/2006
B	Changed pin thickness layout	8/31/2006



TOLERANCE:
X.X ±0.2mm
X.XX ±0.1mm
X.XXX ±0.05mm



SPECIFICATIONS:
RATING: 16V DC @ 2.5A
CONTACT RESISTANCE: 50m OHMS MAX
INSULATION RESISTANCE: 50M OHMS MIN: 100V DC
VOLTAGE WITHSTAND: 500V AC R.M.S. FOR 1 MINUTE
LIFE: 5,000 CYCLES

MODEL NO.	PJ-002B
SCHEMATIC	

CENTER PIN DIAMETER 2.5mm Dia.

	MATERIAL	PLATING
CENTER PIN	Copper	Nickel
TERMINAL 1	Brass	Tin
TERMINAL 2	Copper Alloy	Tin
TERMINAL 3	Brass	Tin
HOUSING	PBT	



20050 SW 112th Ave.
Tualatin, OR 97062
Phone: 503-643-4899
800-275-4899
Fax: 503-372-1266
Website: www.cui.com

TITLE: DC POWER JACK	REV: B
PART NO. PJ-002B	UNITS: MM [INCHES]
DRAWN BY: ZRJ	APPROVED BY:
	SCALE: 2:1

PC FILE NAME:
PJ-002B

COPYRIGHT 2006 BY CUI INC.